Infraestructura Prácticas de redes



ISP

CPE

FW

DLSW1

ALSW1



Puertos consola

Puerto	Dispisitivo	Equipo	IP	Máscara
15A	ISP	Cisco 1941	10.3.243.5	255.255.255.0
18A	CPE	Cisco 1941	10.3.243.4	255.255.255.0
17A	FW	Cisco 1941	10.3.243.3	255.255.255.0
13A	DLSW1	Cisco 3560	10.3.243.2	255.255.255.0
14A	ALSW1	Cisco 2560	10.3.243.1	255.255.255.0
12A	ALSW1(ethernet P1)		10.3.243.1	255.255.255.0

Ubicación en el suelo de los puertos del suelo:

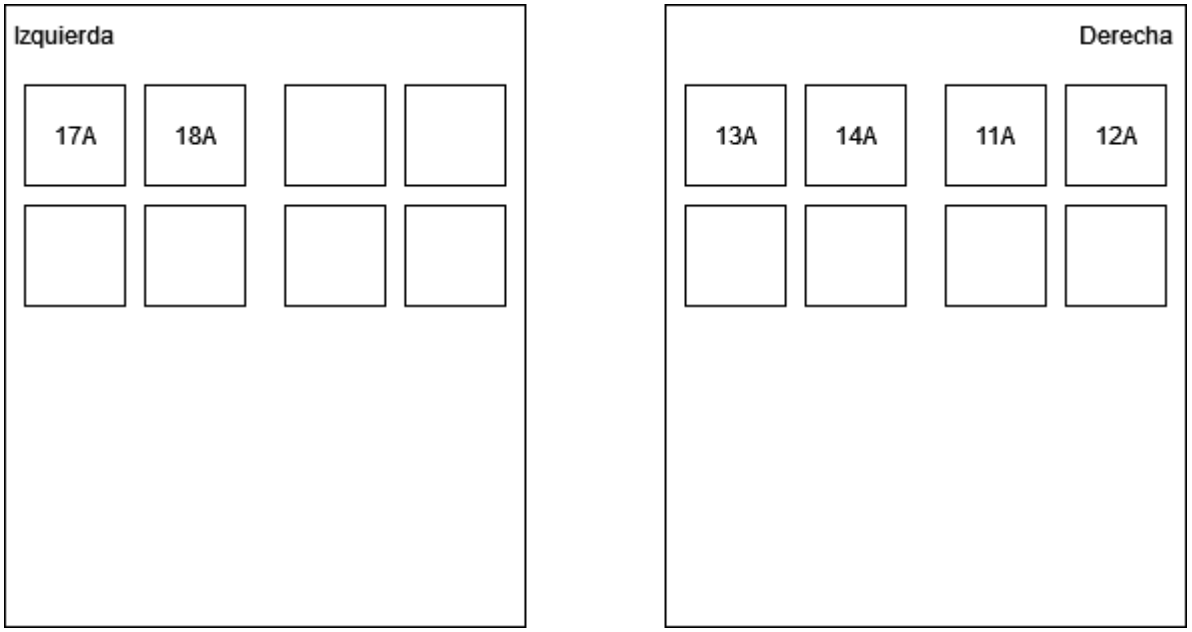
Izquierda
17A
18A
Derecha
13A
14A
11A
12A

Topología

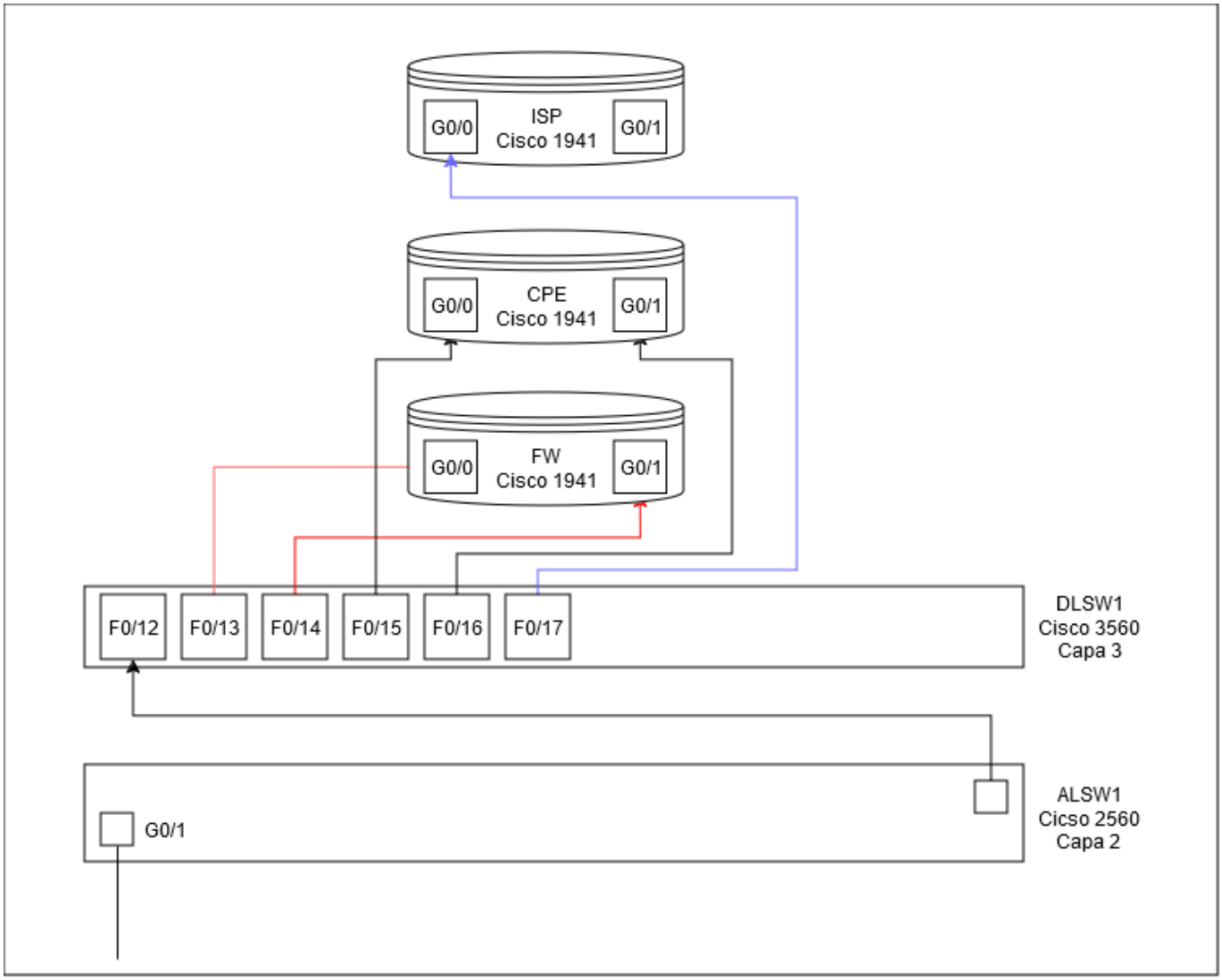
G0/0
ISP
Cisco 1941
G0/1
G0/0
CPE
Cisco 1941
G0/1
G0/0
FW
Cisco 1941
G0/1
F0/12
F0/13
F0/14
F0/15
F0/16
F0/17
DLSW1
Cisco 3560
Capa 3
G0/1
ALSW1
Cicso 2560
Capa 2

Esquema

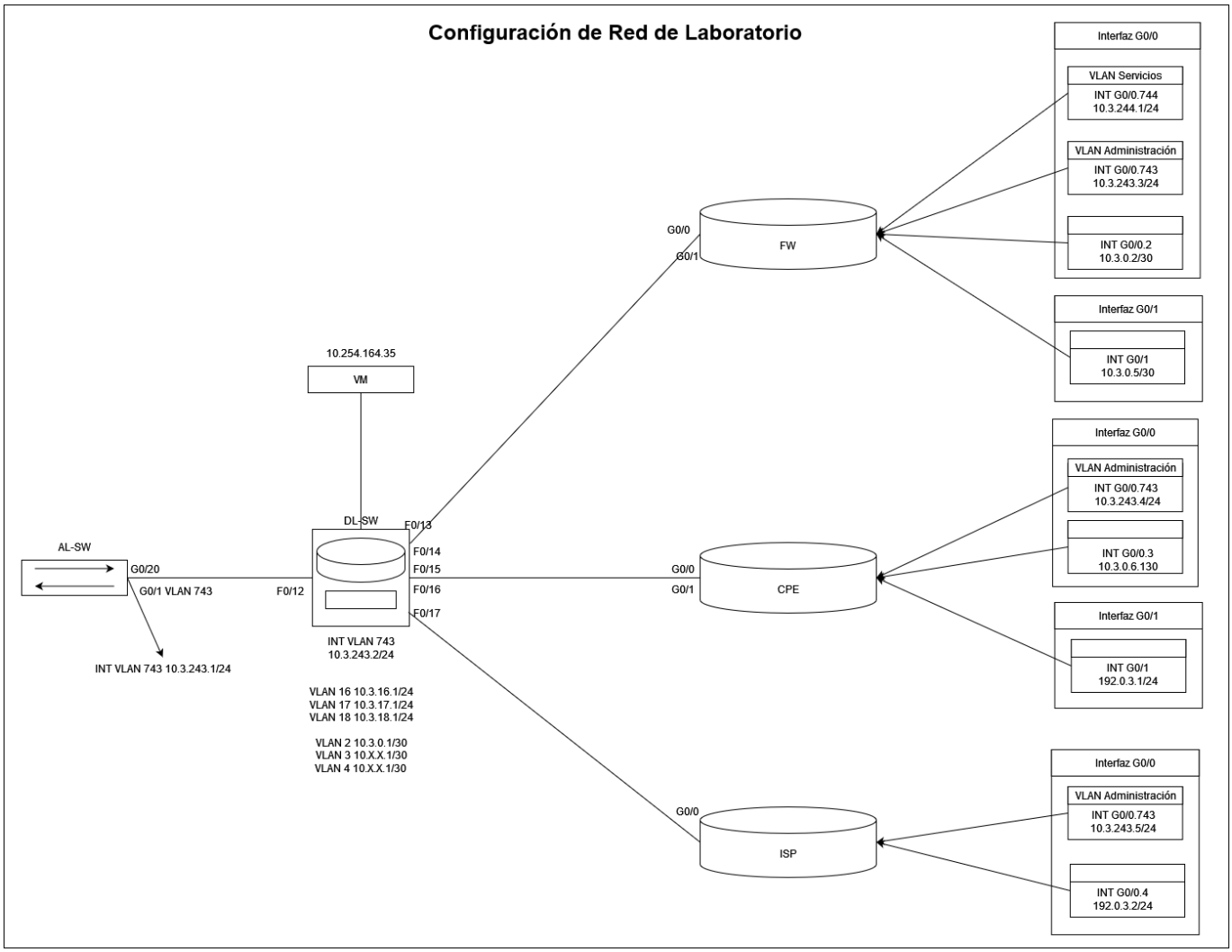

From:
https://knoppia.net/ - **Knoppia**

Permanent link:
https://knoppia.net/doku.php?id=redes:labdist&rev=1733411150

Last update: **2024/12/05 15:05**